



Preschool
Transitions and Supports
During COVID-19
SEAC

December, 2020

*State of Hawaii
Department of Education
Office of Student Support Services
Exceptional Support Branch
Special Education Section*



Topics of Discussion

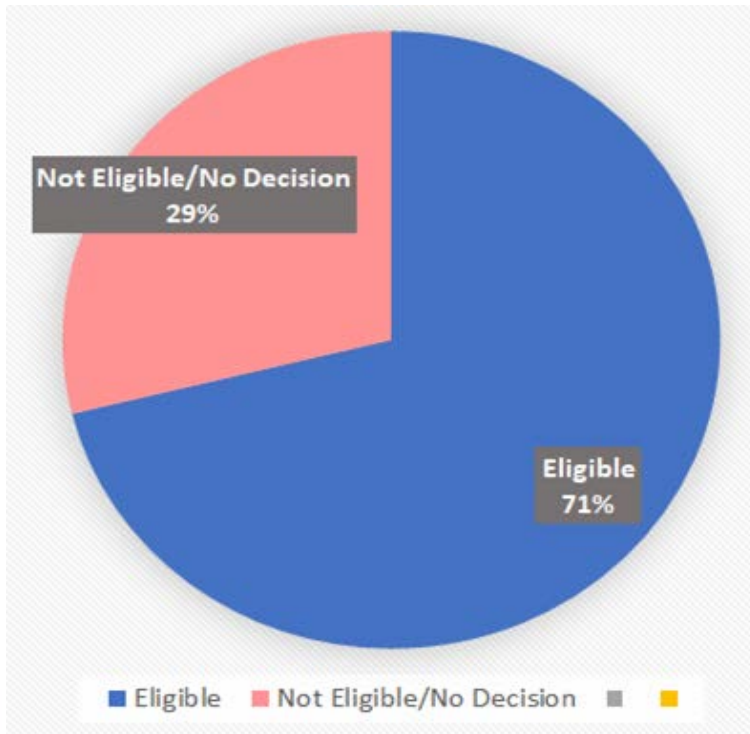
- Evaluation and Eligibility Data during COVID-19
- Service Delivery during COVID-19
- Early Childhood data
- Moving Forward



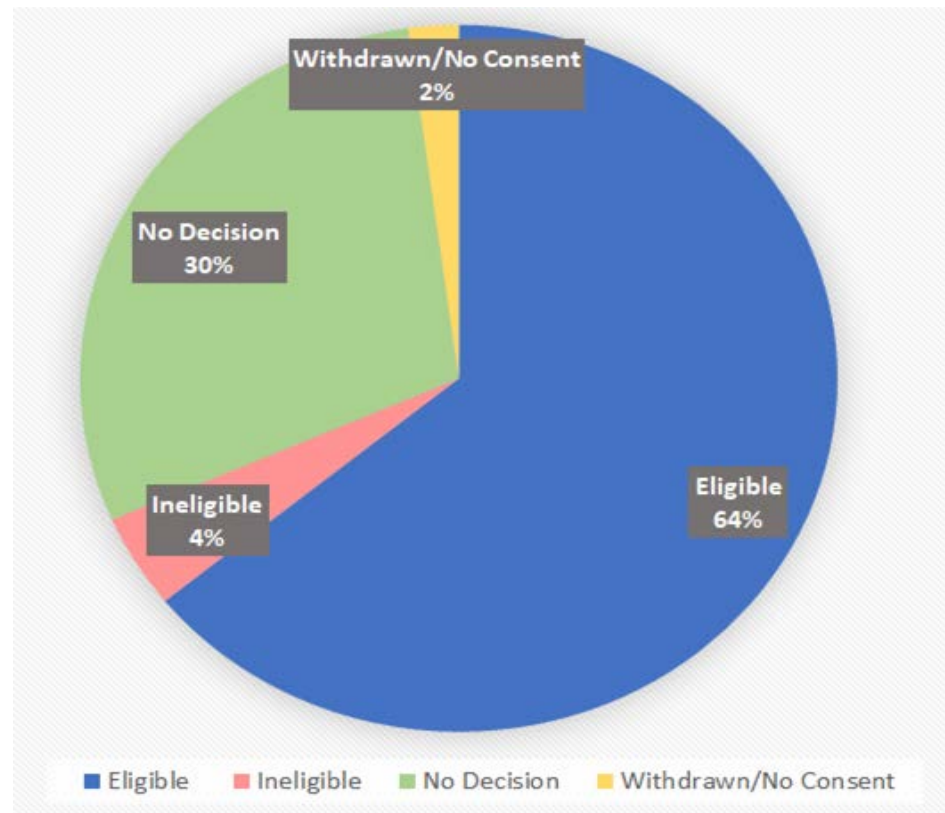


Evaluation and Eligibility

SY 2019-2020



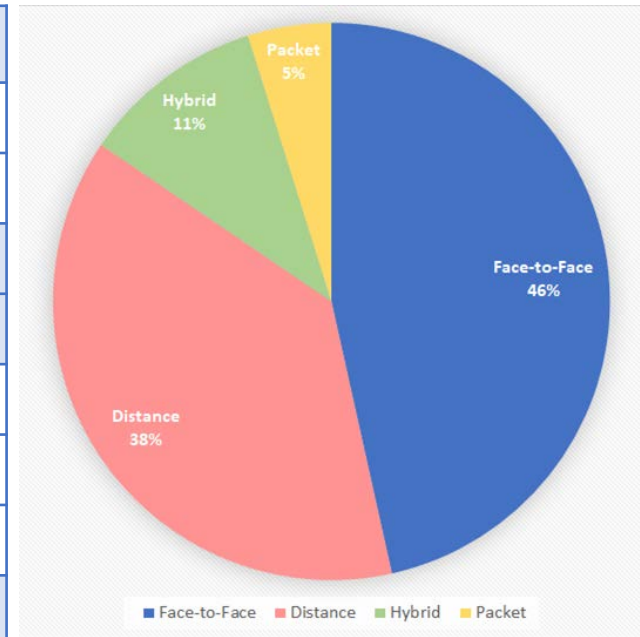
SY 2020-2021 (as of 11/9/2020)





Service Delivery Models for Early Learners (as of 9/2020)

Complex Area	In person	Distance	Hybrid	Packet
HDO: Farrington, Kaiser, Kalani	51%	47%	2%	0
HDO: Kaimuki, McKinley, Roosevelt	28%	69%	53%	0
CDO: Aiea, Moanalua, Radford	52%	32%	32%	4%
CDO: Leilehua, Mililani, Waialua	49%	35%	16%	<1%
LDO: Campbell, Kapolei	58%	32%	10%	<1%
LDO: Pearl City, Waipahu	48%	49%	2%	0
LDO: Nanakuli, Wai'anae	48%	52%	0	0
WDO: Castle, Kahuku	57%	33%	10%	0
WDO: Kailua, Kalaheo	49%	23%	28%	0
HIDO: Hilo, Waiakea	0	65%	16%	19%
HIDO: Ka'u, Kea'au, Pahoa	14%	48%	38%	0
HIDO: Honoka'a, Kealakehe, Kohala, Konawaena	36%	43%	21%	0
MDO: Baldwin, Kekaulike, Maui	52%	16%	6%	27%
MDO: Hana, Lahainaluna, Moloka'i	30%	47%	6%	17%
KDO: Kapa'a, Kaua'i, Waimea	71%	4%	25%	0





Early Childhood Data

Outcome B: Acquisition and use of knowledge and skills (including early language communication)

Year	2017	2018	2019
State Data	53.82%	49.53%	45.02%



Research

Many students are at risk for reading difficulties on the first day of school (Loeb & Bassok, 2008), largely because of individual differences in knowledge of spoken (oral) language and the world that it is used to communicate about (Hoff, 2013; Muter, Hulme, Snowling, & Stevenson, 2004).



Our Story

1940 (91%)

of Early Learners with oral language difficulties

1452 (75%)

of the Early Learner population identified as Developmental Delay or Speech or Language Disability communication as their primary area of need



Build Capacity EBP



Engage parents



Service Delivery



Happy
Holidays!

