

# 1

## State Performance Plan/Annual Performance Report (SPP/APR) Indicator

# Graduation Rate

### What it measures:

The percent of youth with Individualized Education Programs (IEPs) exiting from high school with a regular high school diploma.

### Why it's important:

Students who graduate with a regular high school diploma have better postsecondary education and employment possibilities compared to students without a regular diploma.

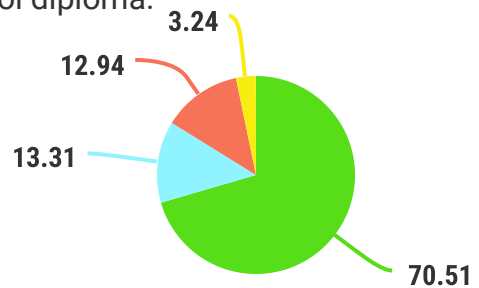
### How the rate is calculated:

The Department of Education adds up the students with IEPs who left school at the end of the year from the following groups:

- Graduated with a regular diploma
- Graduated with a certificate
- Dropped out
- Reached maximum age (22)

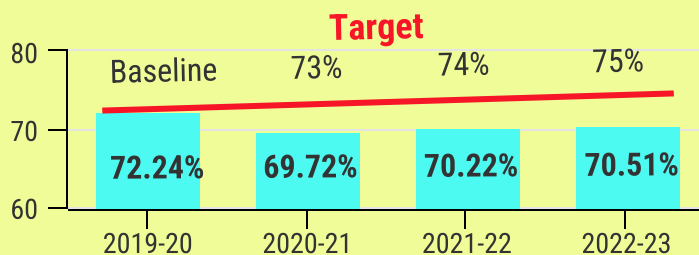
Then it divides students who left with a diploma by the sum of the four groups.

In SY 2022-23, **70.51%** of these exiting students with IEPs received a regular high school diploma.



Source: Section 618 Data Table 4 - Exiting Students

### Progress towards increasing graduation rates:



Since the baseline year of 2019-20, Hawaii is behind on meeting its goal of having more students with IEPs graduating with a regular diploma, due in part to the pandemic and its lingering effects.

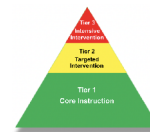
### Some Current Improvement Activities\* Include:



[Inclusive Education](#)



[Family Engagement](#)



[HMTSS](#)



[CTE Career Pathways](#)



[Personal Transition Plan](#)



[Here to Help](#)

\*Click on the links to learn more about each improvement activity.



SPIN



HIDOE Monitoring & Compliance Branch

For more information on the State Performance Plan/Annual Performance Report indicators, follow this [link to the SPP/APR website](#). And if you would like to offer your feedback on the targets or improvement strategies for Indicator 1 - graduation rates, please click on this [link to a feedback form](#). *March 2024*